



### District Report Card: 2017


<b>State:</b> Gujarat	<b>District:</b> Banas Kantha
<b>Class:</b> 5	<b>Subject:</b> Language
<b>Schools:</b> 61	<b>Students:</b> 1477


### Participation/Coverage


#### Students

<b>GENDER</b> 	Boys		Girls	
	Number	%	Number	%
	780	52.81	697	47.19

<b>AREA</b> 	Rural		Urban	
	Number	%	Number	%
	1389	94.04	88	5.96

<b>CATEGORY</b> 	SC		ST		OBC		GEN	
	Number	%	Number	%	Number	%	Number	%
	183	12.39	90	6.09	997	67.50	207	14.01

<b>CWSN</b> 	LD	VI	HI	S&LD	ID	Oth
	0	4	0	2	1	2

<b>Management</b> 	Government		Government-aided	
	Number	%	Number	%
	1448	98.04	29	1.96

### Average Performance of Students in Language (%)

Overall	Gender		Area		Management		Social Group			
	Male	Female	Rural	Urban	Govt.	Aided	SC	ST	OBC	GEN
64.64	63.75	65.63	63.82	77.58	64.63	65.29	63.97	74.44	63.64	65.80

## Performance on Learning Outcomes (LOs)

Learning Outcomes	Description	Average Performance(%)
L504	Reads and comprehends independently storybooks, news items/ headlines, advertisements etc.	62.37
L508	Reads text with comprehension, locates details and sequence of events	65.78

Range of Performance of Students who Answered Correctly							
Below 30%		30% - 50%		50% - 75%		Above 75%	
Number	%	Number	%	Number	%	Number	%
102	6.91	259	17.54	613	41.50	503	34.06

## Lowest Performing Learning Outcomes (LOs)

- 1 - Reads and comprehends independently storybooks, news items/ headlines, advertisements etc. (62.37)
- 2 - Reads text with comprehension, locates details and sequence of events (65.78)